




Smooth Series
Riveted Deck



Traditional
Welded Deck

A CLEAN ATTACHMENT SOLUTION FOR CELLULAR DECK PRODUCTS

Smooth Series Cellular Deck product line provides clean beam-to-pan rivet attachments and eliminates the issue of unsightly burn marks created by the traditional welded attachments.

Features and Benefits:

- No more burn marks, no more field touch-ups required...saving on labor costs and time.
- Specifying Smooth Series Cellular Deck with factory applied primer, saving on labor costs and time to field apply primer and touch-up of burn marks.
- Rivets offered in galvanized coating and white finish, complementing our Prime Shield® primer gray and white finishes.
- Smooth Series Cellular Deck rivet attachments are flush with the exposed bottom surface, omitting visible “bumps” associated with welded attachments.
- High quality rivet attachments are uniformly repeated along deck profile, offering an aesthetically pleasing exposed structural steel design.
- Meets performance and capacity requirements in accordance with AISI S100-12 and AISI S310 and SDI Design Standards.


ASC Steel Deck is committed to providing the highest quality products and services in the steel deck industry. With extensive independent testing by an accredited third party, we ensure our products comply with today's stringent building codes.




3WxHFr-36
Grade 50 Floor Deck



2WHFr-36
Grade 50 Floor Deck



BHF-36
Grade 50 Floor Deck



NHFr-36
Grade 50 Floor Deck



BF-36A
Grade 40 Roof Acustadek®



NFr-36A
Grade 50 Roof Acustadek®



Smooth Series Cellular Deck provides a clean beam-to-pan rivet attachment.